

# August Market Stats

## Mississauga

2021



### Sales Activity (units)

11%

**818**

920 last month

### Average Sale Price

0.1%

**\$962,679**

\$963,829 last month

### Median Sale Price

4.2%

**\$864,550**

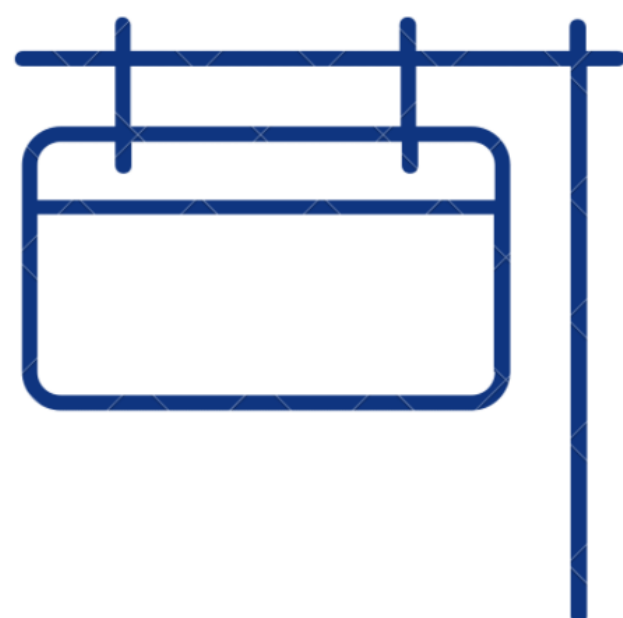
\$830,000 last month

### Avg Selling/List Price

1.0%

**104%**

103% last month



### New Listings

18%

**981**

1,197 last month

### Active Listings

16%

**734**

876 last month

### Months of Inventory

5.3%

**0.90**

0.95 last month

### Avg Days on Market

7.1%

**15 Days**

14 last month

## Breakdown by Home Type



Detached



Semis



Condo/  
Townhouse



Condo/  
Apartment

Unit Sales

241

94

157

284

Avg Sale  
Price

\$1,483,197

\$1,026,791

\$797,771

\$589,979



Clarkson Office – 1697 Lakeshore Rd West  
Mississauga 905-855-2200

Port Credit Office – 125 Lakeshore Rd East  
Mississauga 905-278-3500

Source: TRREB Regional Housing Market Tables

# August Market Stats

## Toronto – Central

### 2021



#### Sales Activity (units)

6.5% **1,525**  
1,631 last month

#### Average Sale Price

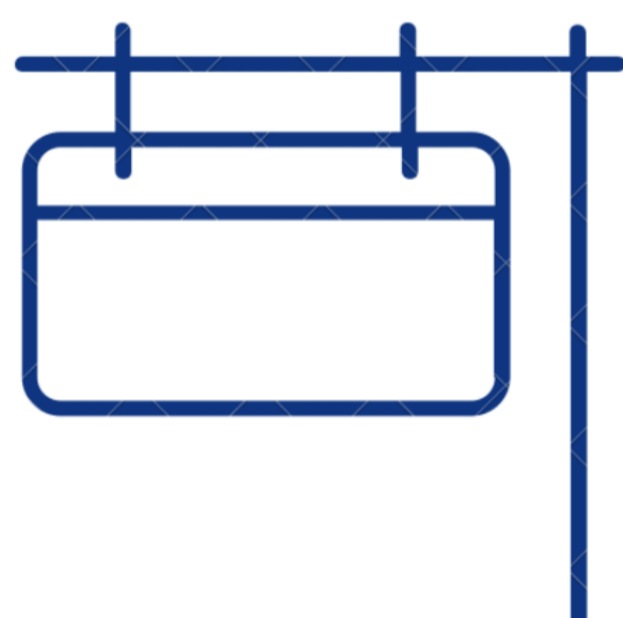
0.1% **\$1,060,857**  
\$1,061,444 last month

#### Median Sale Price

1.8% **\$753,000**  
\$740,000 last month

#### Avg Selling/List Price

**101%**  
101% last month



#### New Listings

17% **2,281**  
2,757 last month

#### Active Listings

10% **2,551**  
2,842 last month

#### Months of Inventory

4.0% **1.67**  
1.74 last month

#### Avg Days on Market

22% **22 Days**  
18 last month

## Breakdown by Home Type



Detached



Semis



Condo/  
Townhouse



Condo/  
Apartment

Unit Sales

209

70

71

1,141

Avg Sale  
Price

\$2,419,594

\$1,485,139

\$919,493

\$783,712



Clarkson Office – 1697 Lakeshore Rd West  
Mississauga 905-855-2200

Port Credit Office – 125 Lakeshore Rd East  
Mississauga 905-278-3500

Source: TRREB Regional Housing Market Tables

# August Market Stats

## Oakville

### 2021



#### Sales Activity (units)

14% **278**  
323 last month

#### Average Sale Price

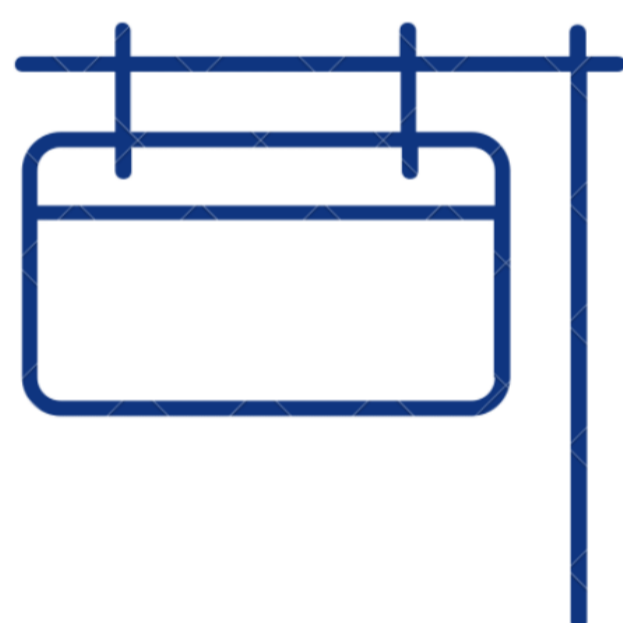
5.1% **\$1,489,298**  
\$1,416,779 last month

#### Median Sale Price

3.9% **\$1,265,500**  
\$1,218,000 last month

#### Avg Selling/List Price

1.0% **102%**  
101% last month



#### New Listings

17% **313**  
379 last month

#### Active Listings

24% **195**  
257 last month

#### Months of Inventory

11% **0.70**  
0.79 last month

#### Avg Days on Market

7.1% **15 Days**  
14 last month

## Breakdown by Home Type



Detached



Semis



Condo/  
Townhouse



Condo/  
Apartment

Unit Sales

146

10

26

42

Avg Sale  
Price

\$1,958,639

\$1,070,160

\$799,470

\$835,994



Clarkson Office – 1697 Lakeshore Rd West  
Mississauga 905-855-2200

Port Credit Office – 125 Lakeshore Rd East  
Mississauga 905-278-3500

Source: TRREB Regional Housing Market Tables

# August Market Stats

## Burlington

### 2021



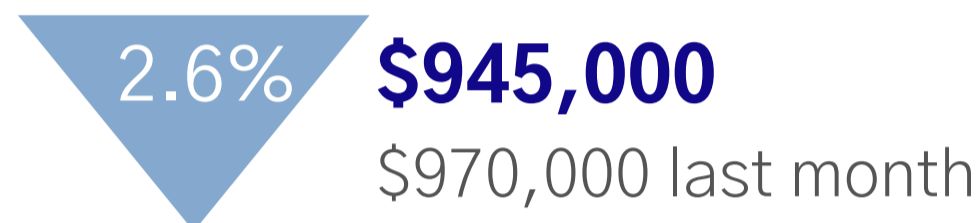
#### Sales Activity (units)



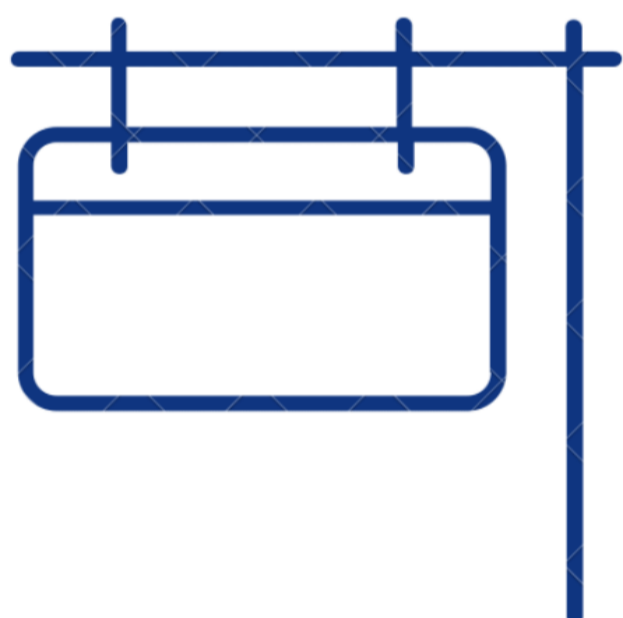
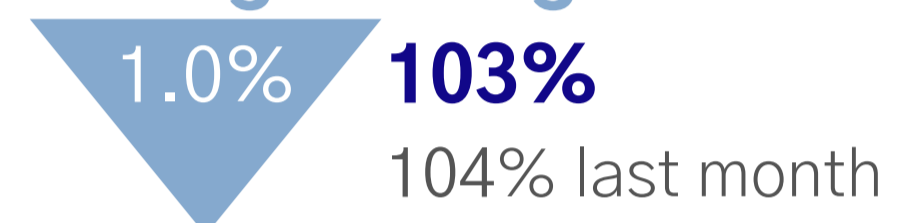
#### Average Sale Price



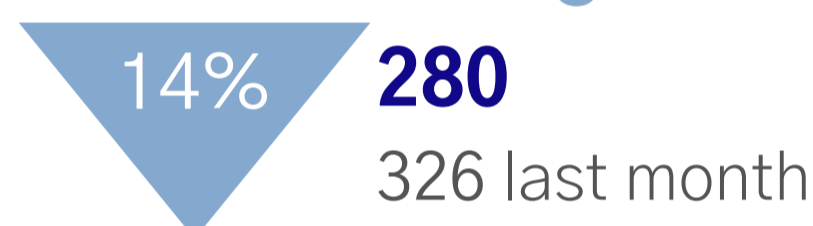
#### Median Sale Price



#### Avg Selling/List Price



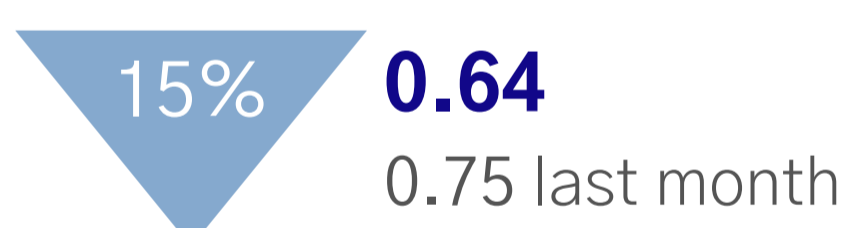
#### New Listings



#### Active Listings







#### Months of Inventory



#### Avg Days on Market



## Breakdown by Home Type

|                | <br>Detached | <br>Semis | <br>Condo/<br>Townhouse | <br>Condo/<br>Apartment |
|----------------|---|--|--|--|
| Unit Sales     | 110   | 16   | 46   | 47   |
| Avg Sale Price | \$1,403,929   | \$922,763  | \$772,369  | \$610,653  |

# August Market Stats

## Milton

### 2021



#### Sales Activity (units)

14% **212**  
246 last month

#### Average Sale Price

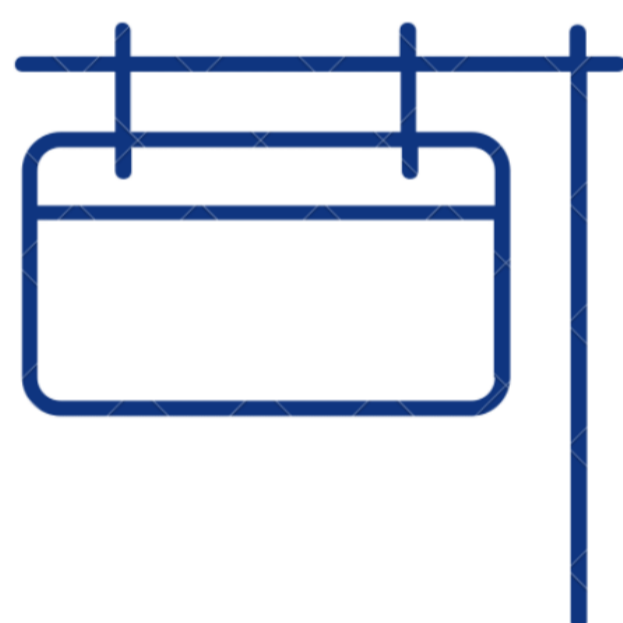
4.4% **\$1,061,719**  
\$1,016,783 last month

#### Median Sale Price

4.5% **\$992,500**  
\$950,000 last month

#### Avg Selling/List Price

1.9% **105%**  
103% last month



#### New Listings

25% **192**  
257 last month

#### Active Listings

44% **70**  
124 last month

#### Months of Inventory

34% **0.33**  
0.50 last month

#### Avg Days on Market

9.1% **12 Days**  
11 last month

## Breakdown by Home Type



Detached



Semis



Condo/  
Townhouse



Condo/  
Apartment

Unit Sales

100

21

8

18

Avg Sale  
Price

\$1,308,519

\$1,008,847

\$660,000

\$611,500



Clarkson Office – 1697 Lakeshore Rd West  
Mississauga 905-855-2200

Port Credit Office – 125 Lakeshore Rd East  
Mississauga 905-278-3500

Source: TRREB Regional Housing Market Tables